



**SenFin**  
**SECURITIES**

# DAILY MARKET REPORT

Colombo Stock Exchange - Day End Summary

Wednesday April 29, 2026

Prepared by  
**Senfin Research**

# Daily Report

## CSE Trade Summary

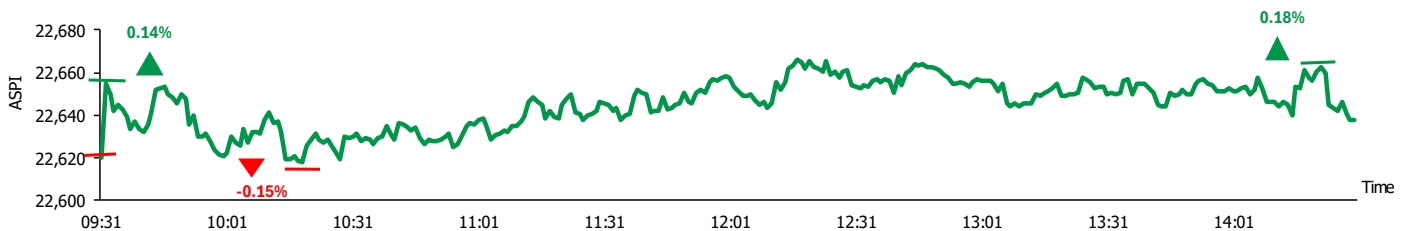
Market Ends the Day Positively	Today	Previous	Chg	Chg (%)	YTD Chg	YTD (%)
CSE All Share Price Index (ASPI)	22,635.0	22,620.2	14.8	0.07	10.7	0.0
S&P SL 20 Index	6,241.0	6,229.7	11.3	0.2	83.6	1.4
RSI	59.51	59.2				
Value of Turnover (LKR Mn)	4,191.3	3,096.7	1,094.6	35.3		
TRI on All Share (ASTRI)	35,213.1	35,190.0				
Foreign Purchases (LKR Mn)	141.7	205.4				
Foreign Sales (LKR Mn)	474.2	244.5				
Foreign Net Flow (LKR Mn)	(332.5)	(39.1)				
Volume of Turnover (No. in Mn)	214.3	127.9				
Market Capitalization (LKR Bn)	8,200.0	8,166.3				

Market Valuation	
PER (x)	11.6
PBV (x)	1.4
DY (%)	2.8

## Intra-Day Trading of ASPI

Exchange Date	Opening Index	Day's High	Day's High - Opening Index	Day's Low	Day's Low - Opening Index	Closing Index	Intra-Day Point Change	% Change
29-Apr-2026	22,620.15	22,666.46	46.31	22,612.83	-7.32	22,635.00	14.85	0.07%



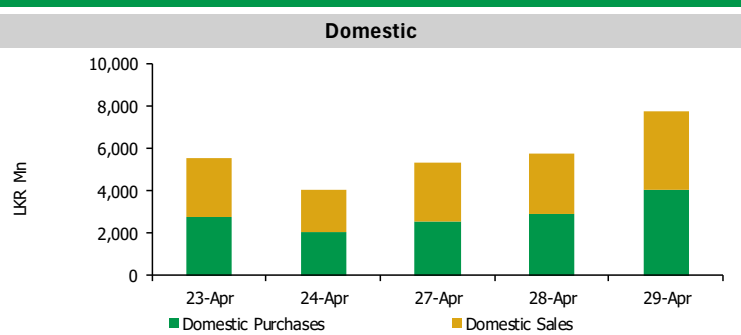
## Top Gainers and Top Losers

Top 5 Gainers	Price (LKR)	Chg (LKR)	Chg (%)
JXG	13.7	3.7	37.00%
SEMB	0.9	0.1	12.50%
ASIR	41.2	3.2	8.42%
ACME	6.5	0.5	8.33%
TESS(X)	1.5	0.1	7.14%

Top 5 Losers	Price (LKR)	Chg (LKR)	Chg (%)
ASPH	0.4	(0.1)	-20.00%
PEG	39.6	(2.6)	-6.16%
COLO	47.5	(2.4)	-4.80%
JINS	50.5	(2.5)	-4.71%
HPWR	10.2	(0.5)	-4.67%

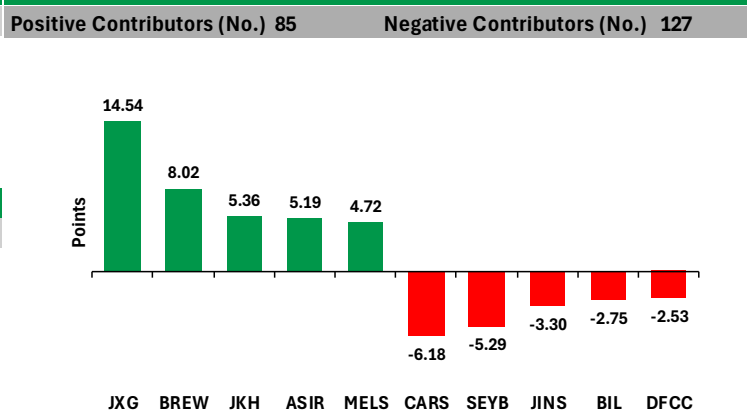
## Turnover Breakdown



## Top Crossings

Stock	Qty	Price	Turnover(LKR)
PKME	1,134,000	152.00	172,368,000
PLR	3,000,000	48.92	146,760,000
NDB	1,000,000	112.00	112,000,000
HHL	1,700,000	33.00	56,100,000
SUN	1,110,000	32.00	35,520,000

## Contributors to ASPI



## Contributors to Share Volume

Stock	Price (LKR)	Chg (%)	Volume
JXG	13.70	37.00%	124,948,615
ACME	6.50	8.33%	11,315,352
ASPH	0.40	-20.00%	7,264,431
REEF	4.20	2.44%	6,844,930
JKH	20.60	0.49%	5,533,466

# Daily Foreign Participation

## Top Net Foreign Activities (Based on Value)

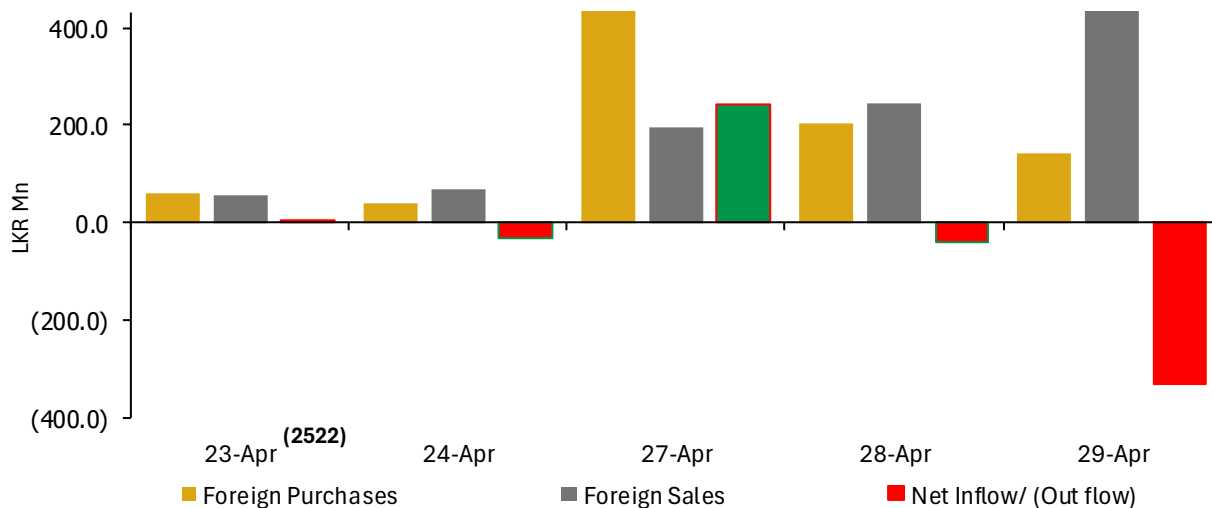
Top Net Foreign Purchases	LKR Mn	Top Net Foreign Sale	LKR Mn
PLR	48.54	NDB	(223.97)
SUN	35.52	PKME	(166.24)
JXG	10.71	HHL	(23.00)
AAIC	5.44	CTC	(13.60)
SAMP	4.10	CINS(X)	(5.46)

## Annual Foreign Participation

Year	Foreign Purchases (LKR Mn)	Foreign Sales (LKR Mn)	Net (LKR Mn)
2020	53,023	104,246	(51,223)
2021	34,018	86,665	(52,647)
2022	67,484	36,878	30,606
2023	41,470	48,766	(7,296)
2024	48,686	58,579	(9,893)
2025	61,283	95,672	(34,389)
2026*	17,398	42,121	(24,723)

\*From January 02 to April 29, 2026

## Foreign Activities During Last 5 Days

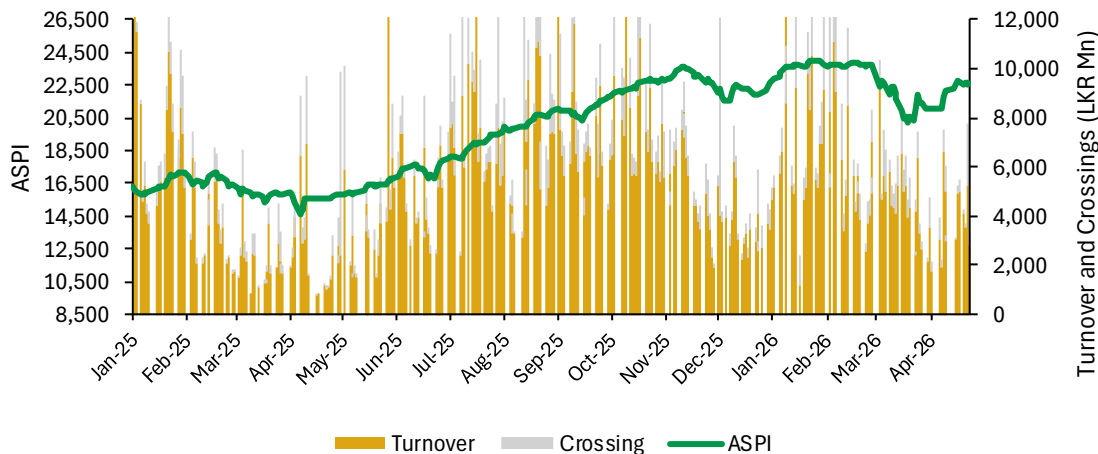


## Monthly Crossings as a % of Total Turnover

Month	Market Turnover (LKR Mn)	Crossings (LKR Mn)	Crossings as a % of Market Turnover
<b>2025</b>			
January	140,432	21,543	15%
February	58,416	9,859	17%
March	39,349	10,677	27%
April	48,268	19,460	40%
May	79,998	31,142	39%
June	91,895	11,014	12%
July	157,486	48,290	31%
August	124,835	51,169	41%
September	148,757	41,127	28%
October	157,220	39,477	25%
November	94,686	15,711	17%
December	68,772	19,083	28%
<b>2026</b>			
January	131,273	29,801	23%
February	106,729	29,230	27%
March	98,825	18,314	19%
April*	62,349	10,354	17%

\*Upto April 29, 2026

### ASPI vs Market Turnover



Source: CSE

## Daily Turnover Breakdown by Sector

Sector	Turnover (LKR)	%
Diversified Financials	1,983,582,016.35	47.33%
Banks	416,673,090.00	9.94%
Capital Goods	402,903,565.70	9.61%
Food Beverage & Tobacco	285,614,186.80	6.81%
Real Estate Management & Development	254,496,602.45	6.07%
Insurance	192,558,050.75	4.59%
Transportation	191,068,168.50	4.56%
Materials	140,729,244.65	3.36%
Health Care Equipment & Services	131,398,901.05	3.14%
Consumer Services	57,648,871.20	1.38%
Utilities	26,249,427.20	0.63%
Food & Staples Retailing	24,156,199.10	0.58%
Energy	21,475,909.15	0.51%
Retailing	17,141,955.60	0.41%
Consumer Durables & Apparel	16,519,460.40	0.39%
Telecommunication Services	14,547,015.80	0.35%
Commercial & Professional Services	8,310,311.20	0.20%
Software & Services	4,119,346.50	0.10%
Automobiles & Components	1,484,969.70	0.04%
Household & Personal Products	615,651.40	0.01%

Source: CSE